

**University of Wisconsin-Stevens Point**  
Department of World Languages and Literatures

**FLED 344: Teaching English as a Second Language**  
**Spring 2023**

INSTRUCTOR: Sara Williams	E-MAIL: sawillia@uwsp.edu
OFFICE: 413 CCC	CLASS: T and R 2:00-3:15 CCC 231
OFFICE HOURS: T 1-2 & by appointment	

**REQUIRED TEXTS**

Brown, H. D. & Lee, H. (2015). Teaching by Principles. (4th ed.). White Plains, NY: Pearson Education.

Cook, V. (2008). Second Language Learning and Language Teaching (4th ed.). London: Hodder Arnold (copies of chapters available via Canvas)

Lightbown, Patsy M. & Spada, Nina (2006). How Languages are Learned. (3<sup>rd</sup> ed.). Oxford University Press. (copies of chapters available via Canvas)

Selection of articles, readings, and videos on Canvas

**COURSE DESCRIPTION**

This course introduces the theory and practice of teaching English as a Second Language. We will discuss theories and research findings of second language acquisition (SLA) that inform language pedagogy. In addition, students will learn how to implement theoretical understandings of second language acquisition to create pedagogically sound lesson plans. It is intended that most assignments from this course can, with minimal modifications, be taken to the students' future classrooms.

**LEARNING OUTCOMES**

By the end of this course, students will...

- gain a basic understanding of current issues in SLA
- demonstrate an understanding of important contemporary topics in ESL education and how these topics impact classroom planning and teaching
- develop a specialized vocabulary to aid in professional discussions
- form their own, well-reasoned opinions based on readings, observational experiences, and discussion with colleagues
- engage in reflective learning and practice
- gain a greater appreciation for content-based teaching in ESL classrooms as well as techniques of teaching ESL to aid them in their future classrooms
- use assessment strategies to evaluate information in an informed manner for which they will hold their future students accountable
- use technology in a way that enhances other teaching strategies in the ESL classroom
- formulate a well-articulated classroom management plan

- demonstrate professional work habits as a teacher
- have the beginnings of a portfolio containing useful ESL activities, lesson plans, evaluation strategies, and classroom management techniques appropriate to their future teaching context

**FIELD EXPERIENCE**

As part of this course, students will be required to participate in at least 30 hours of pre-teaching field experience. The purpose of this practicum is to expose students to classroom interaction in preparation for their future teaching assignments. Students will be placed with an ESL teacher who will help to advise and guide them through this process. During the practicum you are expected to keep notes and write five reflection papers based on what you have observed. Some of these observations will be discussed during class. At the end of the practicum experience, students will have the cooperating teacher fill out the clinical field experience report (on CANVAS), scan it, and turn it in via OneDrive.

**EVALUATION CRITERIA**

- Participation 5%
- Readings and Position Papers 10%
- ESL in the US and Wisconsin Presentation 5%
- Collection of Activities 15%
- Lesson Plans 25%
- Assessments 10%
- Classroom Management Plan 10%
- Practicum Reflections 10%
- Final Exam 10%

**Grading Scale:**

Grade	Percent		
A	93-100%	C	73-76%
A-	90-92%	C-	70-72%
B+	87-89%	D+	67-69%
B	83-86%	D	60-66%
B-	80-82%	F	0-59%
C+	77-79%		

**Attendance:**

Your regular attendance is expected. Because of the technical and professional nature of teaching, it is not enough to simply read about language and learning theories. Time will be spent in class trying out methodologies and activities. There will be 1 drop in your final grade for every absence beyond 2 classes per semester.

## **Notes on Assignments:**

Students will be turning in 'drafts' of major assignments throughout the course. The goal is to turn in a final draft that is satisfactory after instructor and peer feedback. Rubrics will be included with each assignment. **Late work.** 10% of your grade will be deducted for every class period past the due date. Position papers are NOT accepted after the due date.

## **ASSIGNMENTS**

### 1. PARTICIPATION/READINGS/POSITION PAPERS 10%

1. Your regular attendance and participation in this class are expected and required (see Attendance above.) You will be graded based on your active participation in class activities and are expected to come to class having read the assigned reading for that day. Come prepared to discuss the material in a thoughtful manner that reflects your consideration of the readings. Bringing the assigned reading to class aids in the discussion.

2. In case of an emergency (i.e., due to grave illness, hospitalization, funeral of a family member, etc.), you must let me know as soon as possible. Send me an email or leave me a note in my mailbox.

3. Arrive on time. When students arrive late, they disrupt the class and may miss important announcements.

4. For each assigned reading you need to write a reaction or position paper. Each paper should be at least one paragraph in length and should not exceed 1 page double-spaced. These reaction papers represent a chance to engage with the readings, to process the readings more thoroughly, to develop one train of thought and to practice writing fully developed paragraphs. For each reaction paper, select one central idea, discuss your own position on the subject and support your argument using examples from the reading, our class discussions, or your own experience as a language learner/language teacher. This is also the forum in which to pose a question (either for clarification or further inquiry) relating to the reading.

**These papers must be entered in CANVAS by 2:00 p.m. the day BEFORE the reading in discussed in class. No late work permitted!**

### 2. PRESENTATION: ESL IN THE US AND IN WISCONSIN 5%

Why do we have to offer ESL instruction in US and in Wisconsin schools? With a group, students will research the history, legislation, and current state of ESL in the US and in Wisconsin and then design a presentation which demonstrates their understanding of the issues and their ability to communicate this information to others. This can PowerPoint or Prezi with narration, a video presentation, or another format of your choice (approved beforehand). The presentation should address the following topics:

- Why do we have to offer ESL instruction in US and in Wisconsin schools?
- Laws / events: Lau vs. Nichols; Bilingual Education Act; No Child Left Behind; California's proposition 227; formation of bilingual schools in Dade County, FL; Arizona's proposition 203; Elementary and Secondary Education Act (1984); founding of TESOL.
- Historical evolution of ESL population in the US

- Current situation in Wisconsin: Who are the ESL students in Wisconsin? Where are they from? What laws exist? How does the state deal with ESL students currently? Describe the direction of ESL instruction in Wisconsin.

The presentation will be approximately 10 minutes in length and files will be uploaded to CANVAS.

### 3. COLLECTION OF ACTIVITIES 15%

Constructing good lesson plans necessitates a collection of well-designed and effective activities. For ESL instruction, **these activities need to encourage the use of English and foster the acquisition of the English language.** In this class you will create a collection of 15 activities, including the materials needed for each activity. Throughout the semester every student will have an opportunity to demonstrate their favorite activity.

The collection of activities must include a table of contents indicating the title of each activity and which ones incorporate technology. For each activity students must:

- Include the appropriate **language proficiency and age or grade** level
- Include a list of materials needed
- Explain how the activity works, preferably in steps,
- Explain how it impacts language acquisition
- Describe when you would use the activity during a lesson and why
- Discuss possible modifications for use in more than one class
- Include any handouts/materials (within reason) for the activity

#### 4. LESSON PLANS 25%

Effective lesson planning shows that you understand how to teach English to non-native speakers and learners of English. You will create 4 lesson plans for a level they plan to teach in the future (i.e., 1<sup>st</sup> grade, high school, adult education, etc.) using the Wisconsin DPI or SOE template. Each lesson should include the following components: goal(s), objectives(s), content and ESL standards, materials needed (including technology), procedure (warm-up, core lesson, cool-down), scaffolding strategies, assessment (you must incorporate one example of formal assessment for each plan), and homework. You will also provide all additional materials to be used for each lesson (handouts, websites, etc.). Finally, you should incorporate a meaningful use of technology that will be of value to students in understanding the topic at hand.

- Lesson plans 1 & 2 (topic-based lessons): develop a 2-lesson sequence on a specific topic relevant for your level of instruction.
- Lesson plan 3 (reading): pick a reading text appropriate for your level of instruction and develop a lesson that allows students to engage with the text.
- Lesson plan 4 (writing): pick a writing assignment and develop a complete lesson around it. This can be based on the reading done in lesson plan 3, or on completely different topic.

#### 5. ASSESSMENTS 10%

What is assessment and how does it differ from testing? How are ESL students assessed both formally and informally? Assessment represents a time-consuming and important part of a teacher's professional life. For this assignment you will formulate one assessment tool (and rubric) to accompany each of your four lesson plans.

#### 6. CLASSROOM MANAGEMENT PLAN 10%

Each student will develop an outline of general classroom rules and practices that will help facilitate an atmosphere conducive to general learning and language learning in particular. General categories should include homework policy, student expectations, types of activities and assignments, responsibilities of students and the teacher, parental communication, and consequences for not meeting expectations. Special thought should be given to how the ESL classroom differs from a regular classroom. For examples, consider cultural norms (can women be paired with men?), socioeconomic realities, and use of English. Will you have a monolingual, bi- or multi-lingual classroom?

This outline should reflect the characteristics of the grade level you wish to teach in the future.

7. PRACTICUM REFLECTIONS 10%

Observing other teachers and reflecting on one's own approach to teaching serves as a major component for training to enter the teaching profession. During the practicum, you are expected write extensive journal notes and write 5 reflections based on your notes. For each topic, choose one sample lesson. For this lesson, write at least one paragraph summarizing what happened during this class. Then write a further paragraph or two discussing the topic you focused on during this class. Each reflection should engage critically with the observed instruction, citing examples from your own language learning experience. Discuss what you liked about the lesson, what could go wrong, and provide suggestions for improvement or adaptation. The reflections must discuss the following topics:

1. Thorough description of the language of ESL students/speakers you observed
2. Scaffolding strategies
3. The role of assessment
4. Classroom management
5. Topic of your choosing

















Potential topics for reflection 5 include, but are not limited to, error correction, teacher feedback, activity formats, the use of the students' L1. Each reflection should comment on how the classroom practices under observation contribute to language learning.







8. FINAL EXAM 10%

The final exam will be a comprehensive exam of concepts and terms covered during the semester. The exam will require you to be familiar with all the important terms we covered in class and in the readings. Discussion Questions and in-class discussions should prepare you well for this exam, so take both your preparation for class as well as the work we do in class very seriously.

Due to the schedules of our visiting speakers and the potential restraints of Covid, this calendar is tentative. Students are responsible for checking CANVAS and their university e-mail accounts. Assignments, guidelines, and other deadlines will be posted and sent there.

## COURSE SCHEDULE

DATE	TOPIC	 READINGS	 ASSIGNMENTS
1/24	Introduction to class/ Language and Culture		-----
1/26	Language Learning Beliefs	Lightbown & Spada: Chapter 7	 Position Paper 1
1/31	English Language Learners Guest: Lili Vera and ...	English Language Learners	
2/2	Second Language Acquisition	Cook: Chapters 1&2	 Position Paper 2
2/7	Second Language Acquisition		
2/9	Second Language Acquisition	Cook: Chapter 3&4	 Position Paper 3
2/14	Second Language Acquisition		
2/16	Teaching Methods	Brown: Chapter 2	
2/21	Teaching Methods	Brown: Chapter 3	 Position Paper 4
2/23	Language Policy	Brown: Chapter 8	
2/28	Lesson planning	Brown: Chapter 1	
3/2	Lesson planning	Brown: Chapter 10	 Position Paper 5
3/7	Techniques/Materials	Brown: Chapter 11	 Position Paper 6
3/9	Standards	ESL Standards for PreK-12 Students	 Due in CANVAS: Presentation: ESL in the US and in Wisconsin
3/14	Listening and Speaking in the ESL classroom	Brown: Chapter 15	 Position Paper 7
3/16	Listening and Speaking in the ESL classroom	Brown: Chapter 16	 Position Paper 8  Draft: Lesson Plan Topics/goals and objectives
	SPRING BREAK		
3/28	Macroskills and Microskills		 Favorite activities to be presented during class
3/30	Reading and Writing in the ESL classroom	Brown: Chapter 17	 Due in CANVAS: Collection of Activities
4/4	Reading and Writing in the ESL classroom	Brown: Chapter 18	 Position Paper 9
4/6	Grammar and Vocabulary	Brown: Chapter 19	 Position Paper 10
4/11	Teaching with Technology	Brown: Chapter 12	

4/13			
4/18	<i>There will be no class on April 13 or 18. Instead I will have individual meetings to go over lesson plans and assessments - sign up for 60-minute time slots</i>		<i>Bring:</i> <ul style="list-style-type: none"> <li>• <i>drafts of lesson plans</i></li> <li>• <i>ideas for assessment for each lesson</i></li> </ul>
4/20	Assessment 1	Brown: Chapter 20	 Position Paper 11
4/25	Assessment 2	O'Malley and Valdez Pierce	 Position Paper 12
4/27	Classroom Management 1	Brown: Chapter 13	 Position Paper 13
5/2	Classroom Management	Brown: Chapter 14	
5/4	Hmong Experience in Wisconsin Guests TBD		 Practicum Reflections 1-5 due
5/9	Preparing for the Job/ Guest: Amber Kraus, Abbotsford School District Dual Language Program	Brown: Chapter 22	 Due in CANVAS: Lesson Plans and Assessments
5/11	Assessing Resources/ Final practicum observations/Final review		 Due in CANVAS: Classroom management plan
<b>Final Exam</b> Tuesday, May 16, 8:00-10:00 Location: CCC 231 (possibly)virtual			